



# Traveling Safely With Smartphones

Last Updated: 06/16/2014

## Traveling with Smartphones - Do's and Don'ts

- Bring a dedicated loaner device; do not bring your personal smartphone.
- Use smartphones with removable batteries when possible.
- Assume that all information on your device could be compromised while traveling in a foreign country.
- Avoid social media, banking, and other sensitive sites while traveling.
- Never store passwords or sensitive information on your smartphone.
- Do not click on links in text messages or emails - especially from people you do not know.
- Do not jailbreak or root your smartphone.
- Examine all mobile devices for evidence of tampering upon your return.

To Do When Traveling	iPhone	Android
<p><b>Ensure that your phone's software is up to date</b></p> <p>Use apps to ensure that the software on your smartphone is up to date.</p>	 <p>Go to Settings &gt; General &gt; Software Update</p>  <p>Check to see if your software is up to date; if not, your iPhone will prompt you to download the latest software</p>	 <p>Go to Settings &gt; About phone &gt; System updates</p>  <p>Check to see if your software is up to date; if not, your phone will prompt you to download the latest software</p>
<p><b>Protect your phone against malware</b></p> <p>Like a computer, your phone is vulnerable to malware. Use anti-virus apps to ensure that your phone is protected.</p>	 <p>Use the Lookout app for iPhone. Go to Security &gt; Process Monitor to see if malicious processes are running on your iPhone</p>	 <p>Use the AVG Antivirus FREE app for Android. Click Scan Now to scan for viruses</p>
<p><b>Set your phone to lock automatically</b></p> <p>In case you lose your device, you want your smartphone to lock automatically to prevent physical access.</p>	<p>Go to Settings &gt; General &gt; Auto-Lock</p> <p>Set the Auto-Lock to 1 Minute</p> 	<p>Go to Settings &gt; Display &gt; Sleep</p> <p>Set the phone to sleep after 1 minute</p>  <p>Go to Settings &gt; Security &gt; Automatically lock &gt; Immediately</p> 

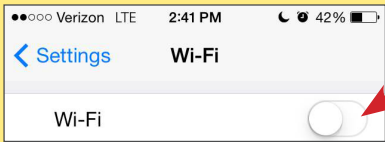
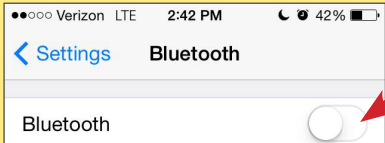
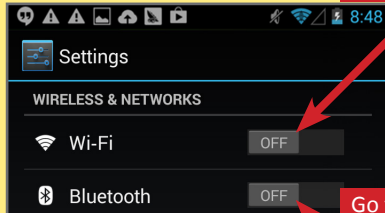
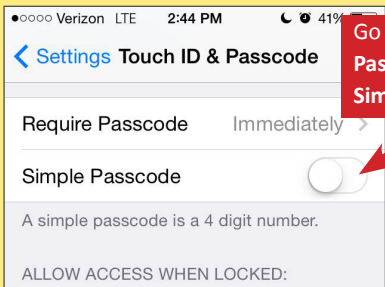
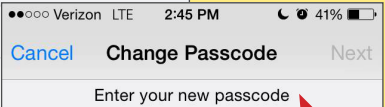
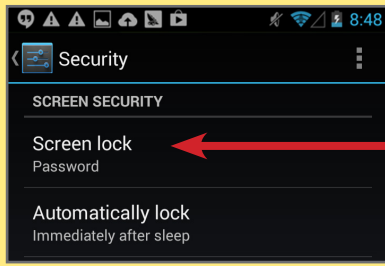
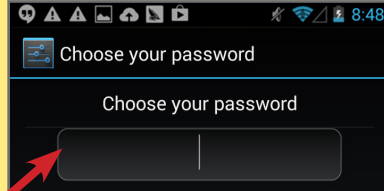
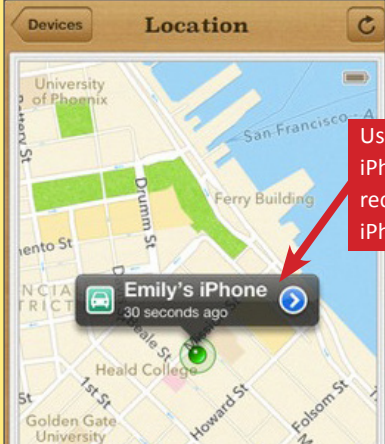
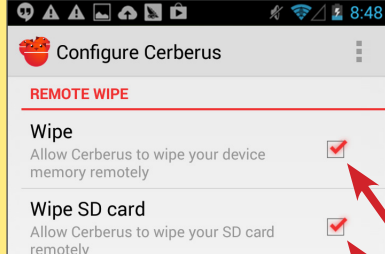


# Traveling Safely With Smartphones

Last Updated: 06/16/2014

## Traveling with Smartphones - Best Practices

- Assume that your phone may be scanned forensically when you enter a foreign country.
- If possible, encrypt the data on your phone.
- Consider installing a VPN on your device as more secure alternative to saving information locally.

To Do When Traveling	iPhone	Android
<b>Disable Wi-Fi and Bluetooth</b> Disable Wi-Fi and Bluetooth on your smartphone; Wi-Fi and Bluetooth can render your smartphone vulnerable to malware and hacking.	 <p>Go to Settings &gt; Wi-Fi turn Wi-Fi off</p>  <p>Go to Settings &gt; Bluetooth turn Bluetooth off</p>	 <p>Go to Settings &gt; Wireless &amp; Networks &gt; Wi-Fi turn Wi-Fi off</p> <p>Go to Settings &gt; Wireless &amp; Networks &gt; Bluetooth turn Bluetooth off</p>
<b>Use a 10+ character password or Screen Lock Pattern</b> Short passwords are vulnerable to brute force attacks. Choose a password with a combination of letters, numbers, and symbols. If using a Screen Lock Pattern, choose a complicated pattern.	 <p>Go to Settings &gt; Passcode Lock turn Simple Passcode off</p>  <p>Enter a new passcode with 10+ characters, symbols, and numbers</p>	 <p>Go to Settings &gt; Security &gt; Screen lock &gt; create a screen lock Password</p> 
<b>Recover lost or stolen smartphones and wipe data</b> Find my iPhone and Cerberus can locate lost devices and wipe data remotely from lost or stolen smartphones.	 <p>Use the Find My iPhone app to recover lost or stolen iPhone smartphones</p>	 <p>Use the Cerberus app to recover lost or stolen Android smartphones and wipe data remotely from the device memory and SD card</p>

## Useful Links - For more information or questions regarding this card email [smartcards@novetta.com](mailto:smartcards@novetta.com)

A Parent's Guide to Internet Safety  
 Privacy Rights Clearinghouse  
 Microsoft Safety and Security  
 Online Guardian

[www.fbi.gov/stats-services/publications/parent-guide](http://www.fbi.gov/stats-services/publications/parent-guide)  
[www.privacyrights.org/fs/fs18-cyb.htm](http://www.privacyrights.org/fs/fs18-cyb.htm)  
[www.microsoft.com/security/online-privacy/social-network](http://www.microsoft.com/security/online-privacy/social-network)  
[www.onguardonline.gov/topics/social-networking-sites.aspx](http://www.onguardonline.gov/topics/social-networking-sites.aspx)

